
















Animals Including Humans: Food Chains

<p>Aim: Construct and interpret a variety of food chains, identifying producers, predators and prey.</p> <p>Understand food chains and the role of different plants and animals within them.</p> <p>I can construct and interpret food chains.</p>	<p>Success Criteria: I can order a simple food chain. I can identify the producer, predator and prey. I can interpret a variety of food chains.</p>	<p>Resources: Lesson Pack http://www.bbc.co.uk/education/clips/z8hxp4 food chains video clip</p>
	<p>Key/New Words: Food chain, predator, consumer, prey, producer, construct, interpret, diagram.</p>	<p>Preparation: Food Chain Vocabulary and Definition Cards - 1 per group/child. Food Chains Tubes Activity Sheets - 1 per child. Food Chain Sorting Cards - 1 as required per child. Food Chain Challenge Cards - as required per child.</p>

Prior Learning: It will be helpful if children have basic knowledge of food chains.

Learning Sequence

	<p>Food Chains: What is a food chain? Whole class brainstorm recalling prior knowledge from Key Stage 1. Show children online video clip and add to/refine existing ideas.</p>	
	<p>Interpreting Food Chains: Show a simple food chain which children interpret with their talk partner and feedback. How is a food chain constructed? What do the arrows represent? How should we label the different parts of the food chain?</p>	
	<p>Food Chain Vocabulary: Sort children into groups of 3 based on ability and give each group a set of differentiated Food Chain Vocabulary and Definition Cards Children match the word and its definition. Reveal correct answers on the IWB.</p>	
	<p>Labelling Food Chains 1 and Labelling Food Chains 2: Show different types of food chains which matched the vocabulary with the plant/animal. Clarify any continuing confusion over the use of different vocabulary.</p>	
	<p>Food Chains Activity: Children use Food Chain Sorting Cards to answer questions on Food Chain Challenge Cards.</p> <div style="display: flex; justify-content: space-around; align-items: flex-start;"> <div data-bbox="215 1373 544 1693" style="text-align: center;">  <p>Children construct a food chain using Food Chain Tubes Activity Sheets and use the vocabulary cards from the Food Chain Vocabulary and Definition Cards. Children to take photographs as evidence.</p> </div> <div data-bbox="614 1373 970 1444" style="text-align: center;">  <p>Children focus on food chains.</p> </div> <div data-bbox="1013 1373 1353 1480" style="text-align: center;">  <p>Children to work with the teacher/ additional adult and focus on food webs.</p> </div> </div>	
	<p>Interpreting Food Webs: Show a food web on the IWB. How are food webs similar/different to food chains? Why are food webs useful?</p>	

Taskit

- Makeit:** Complete the Food Chain Pyramid Activity Sheet with producers and consumers. Can you make each side unique?
- Bookit:** Use your scientific vocabulary to create an interactive flap book using the Food Chain Interactive Flap Book.
- Compareit:** Create food chains or webs for two different habitats (e.g. jungle and woodland). What similarities and differences do you notice? Is one more likely to have herbivores or carnivores? What about the number of animals who are both prey and predators?

We hope you find the information on our website and resources useful. This resource contains links to external video websites. These websites often have autoplay features meaning that other videos will play after the video you are watching finishes. You should disable this feature before using the video in any classroom or similar setting.